
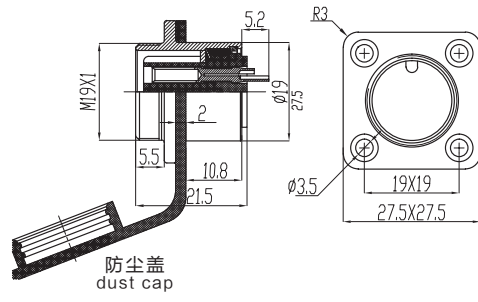

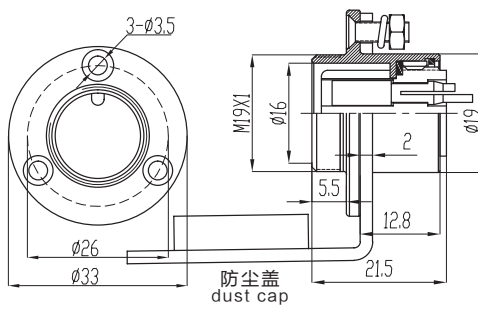


图例 Description-Figure	安装尺寸图 Drawing	芯数 Contacts	订货号 Ordering-NO
直式电缆母插头 Plug IP55		2	18M-2A
		3	18M-3A
		4	18M-4A
		5	18M-5A
		6	18M-6A
		7	18M-7A
		8	18M-8A
三眼法兰公插座 Three eyes flange socket IP55		2	18M-2E
		3	18M-3E
		4	18M-4E
		5	18M-5E
		6	18M-6E
		7	18M-7E
		8	18M-8E
双缺口公插座 Double notched male socket IP55		2	18M-2B
		3	18M-3B
		4	18M-4B
		5	18M-5B
		6	18M-6B
		7	18M-7B
		8	18M-8B
法兰缺口座 Flange notched socket IP55		2	18M-2B1
		3	18M-3B1
		4	18M-4B1
		5	18M-5B1
		6	18M-6B1
		7	18M-7B1
		8	18M-8B1
反装直式电缆插头 Male straight cable plug IP55		2	18MF-2A
		3	18MF-3A
		4	18MF-4A
		5	18MF-5A
		6	18MF-6A
		7	18MF-7A
		8	18MF-8A
双缺口反装插座 Double gap female socket IP55		2	18MF-2B
		3	18MF-3B
		4	18MF-4B
		5	18MF-5B
		6	18MF-6B
		7	18MF-7B
		8	18MF-8B

图 例 Description-Figure	安装尺寸图 Drawing	芯数 Contacts	订货号 Ordering-NO
<b>反装方形母插座</b> Square female socket IP55 		2	18MF-2H
		3	18MF-3H
		4	18MF-4H
		5	18MF-5H
		6	18MF-6H
		7	18MF-7H
		8	18MF-8H
<b>三眼法兰反装插座</b> Three eyes flange female socket IP55 		2	18MF-2E
		3	18MF-3E
		4	18MF-4E
		5	18MF-5E
		6	18MF-6E
		7	18MF-7E
		8	18MF-8E

## 材料和技术方式

Material and specifications

接插方式 Coupling	螺纹连接 Threaded coupling	接线方式 Termination	焊接 Solder
外壳材料 Shell material	锌基合金 (镀镍) Zinc alloy with nickelplate	接插次数 Mating cycle	500 次 500
绝缘体 Insert material	电木 bakelite	温度范围 Temperature range	-20℃ ~ +85℃
接触体材料 Contact material	铜 (镀银 / 金) copper (silverplated / gold)	电缆直径 Cable diameter	≤ φ 9.0mm

## 技术参数

Technology parameter

## 孔位排列 (从针的方向看)

The hole place arranges (Comply with the needle direction)

芯 数 NO. of contacts	2	3	4	5	6	7	8
额定电流 / 电压 Rated current / voltage	20A / 200V	20A / 200V	20A / 150V	15A / 150V	5A / 125V	5A / 125V	5A / 125V
工作电压 (AC.V) 分钟 Operation limit voltage (AC.V.rms)	250	250	250	250	200	200	200
耐电压 (AC.V) 分钟 Withstanding voltage (AC.V.rms) 1 minute	1500	1500	1500	1500	1500	1500	1500
绝缘阻抗 (MΩ) DC500V Insulation resistance (MΩ MIN.) at DC 500V	1500	1500	1500	1500	1500	1500	1500
接触阻抗 (mΩ) DC1A Contact resistance (mΩ MAX.) AT DC 1A	1.5	1.5	1.5	2	3	3	3
焊杯口径 (mm) Solder cup mouth aperture	2	2	2	1.2	0.8	0.8	0.8
接触体孔径 (mm) Solder inter diameter	2.95	2.95	2.95	2	1.5	1.5	1.5

