
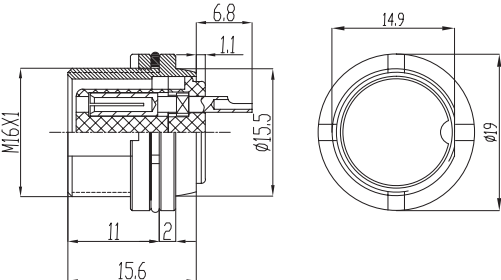

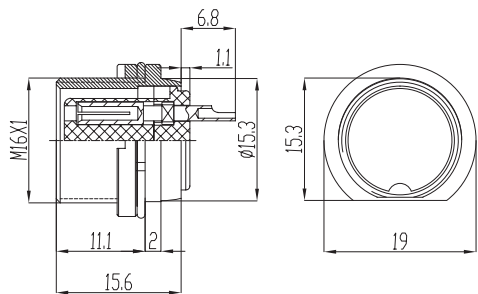

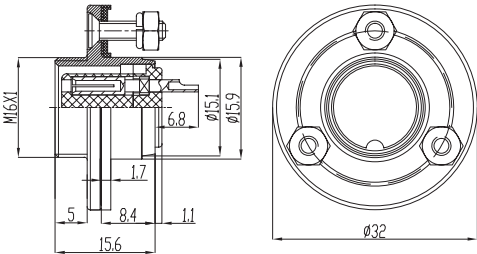

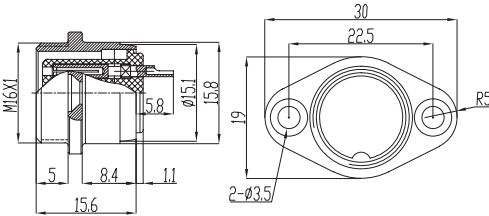

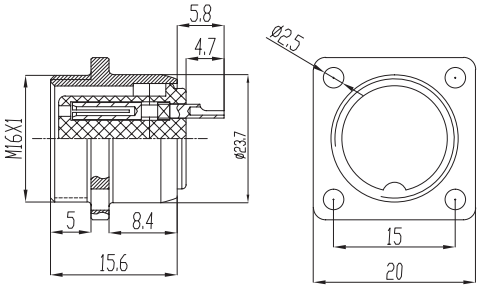
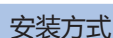


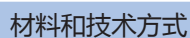
重强连接 连接无限

图 例 Description-Figure	安装尺寸图 Drawing	芯数 Contacts	订货号 Ordering-NO
反装单铣边穿墙母插座 Female single milling face socket IP55 		2	16MF-2F
		3	16MF-3F
		4	16MF-4F
		5	16MF-5F
		6	16MF-6F
		7	16MF-7F
		8	16MF-8F
反装双铣边穿墙插座 Double milling face female socket IP55 		2	16MF-2F1
		3	16MF-3F1
		4	16MF-4F1
		5	16MF-5F1
		6	16MF-6F1
		7	16MF-7F1
		8	16MF-8F1
反装三眼法兰插座 Female three eyes flange socket IP55 		2	16MF-2E
		3	16MF-3E
		4	16MF-4E
		5	16MF-5E
		6	16MF-6E
		7	16MF-7E
		8	16MF-8E
反装双眼法兰插座 Female eyes two flange socket IP55 		2	16MF-2X
		3	16MF-3X
		4	16MF-4X
		5	16MF-5X
		6	16MF-6X
		7	16MF-7X
		8	16MF-8X
反装方形法兰插座 Square flange female socket IP55 		2	16MF-2H
		3	16MF-3H
		4	16MF-4H
		5	16MF-5H
		6	16MF-6H
		7	16MF-7H
		8	16MF-8H

The hole place arranges(Comply with the needle direction)



Assemble way



Material and specifications

技术参数

Technology parameter

芯 数 NO.of contacts	2	3	4	5	6	7	8
额定电流 / 电压 Rated current/voltage	10A/200V	10A/200V	10A/125V	10A/125V	5A/125V	5A/125V	5A/125V
工作电压 (AC.V) 分钟 Operation limit voltage(AC.V.rms)	250	250	200	200	200	200	200
耐电压 (AC.V) 分钟 Withstanding voltage(AC.V.rms) l minute	1000	1500	1500	1500	1500	1500	1500
绝缘阻抗 (M) DC500V Insulation resistance(MΩ MIN.) at DC 500V	1000	1500	1500	1500	1500	1500	1500
接触阻抗 (m) DC1A Contact resistance (mΩ MAX.) AT DC 1A	3	3	3	3	5	5	5
焊杯口径 (mm) Solder cup mouth aperture	1.2	1.2	1.2	1.2	0.8	0.8	0.8
接触体孔径 (mm) Solder inter diameter	1.6	1.6	1.6	1.6	1.2	1.2	1.2