
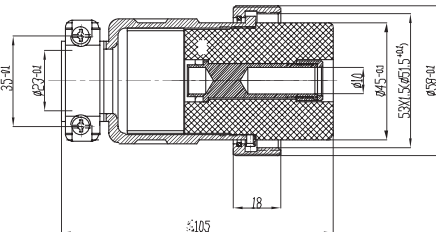

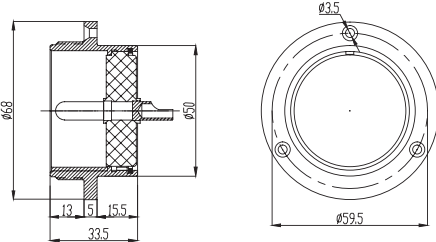

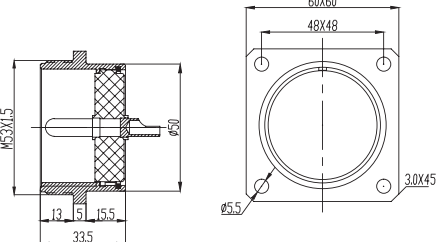

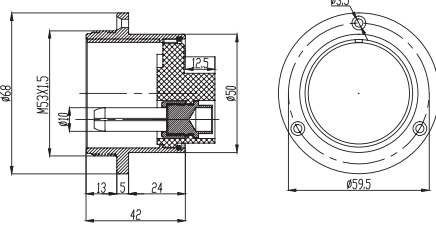

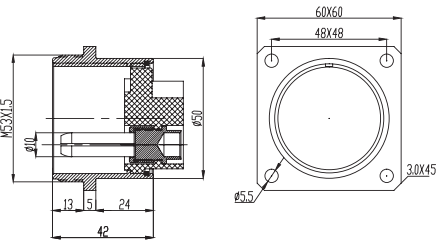
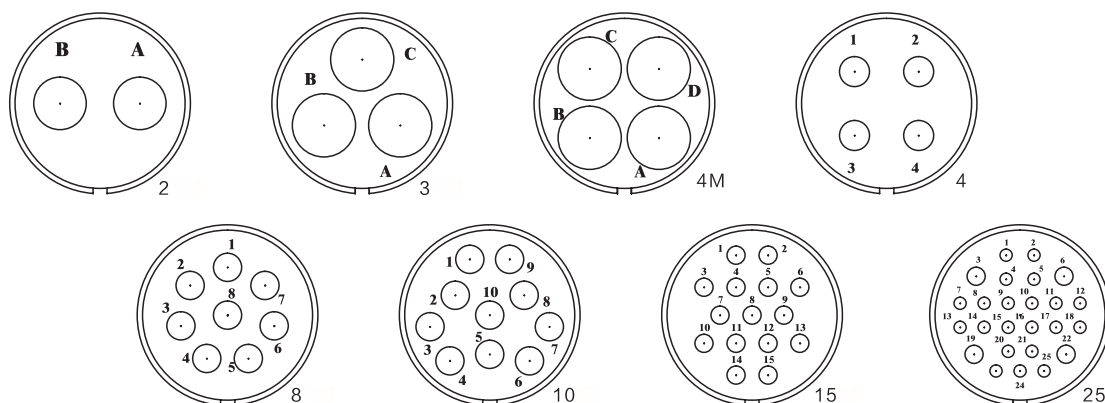


| 图 例 Description-Figure | 安装尺寸图 Drawing | 芯数 Contacts | 订货号 Ordering-NO |
|--|--|----------------|--------------------|
| 电缆插头 Plug  |  | 2 | 50M-2A |
| | | 3 | 50M-3A |
| | | 4M | 50M-4MA |
| | | 4 | 50M-4A |
| | | 8 | 50M-8A |
| | | 10 | 50M-10A |
| | | 15 | 50M-15A |
| | | 25 | 50M-25A |
| 三眼法兰插座 Three eyes flange socket  |  | 4 | 50M-4E |
| | | 8 | 50M-8E |
| | | 10 | 50M-10E |
| | | 15 | 50M-15E |
| | | 25 | 50M-25E |
| 方形法兰插座 Square flange socket  |  | 4 | 50M-4H |
| | | 8 | 50M-8H |
| | | 10 | 50M-10H |
| | | 15 | 50M-15H |
| | | 25 | 50M-25H |
| 三眼法兰插座 (长芯) Three eyes flange socket (long core)  |  | 2 | 50M-2E1 |
| | | 3 | 50M-3E1 |
| | | 4M | 50M-4ME1 |
| 方形法兰插座 (长芯) Square flange socket (long core)  |  | 2 | 50M-2H1 |
| | | 3 | 50M-3H1 |
| | | 4M | 50M-4MH1 |

孔位排列（从针的方向看）

The hole place arranges(Comply with the needle direction)



材料和技术方式

Material and specifications

| | | | |
|---------------------------|--|---------------------------|--------------|
| 插入方式 Coupling | 螺纹连接 Threaded coupling | 接线方式 Termination | 焊接 Solder |
| 外壳材料 Shell material | 锌基合金（镀铬） Zinc Alloy Chromplate | 插入次数 Mating cycle | 500 次 500 |
| 绝缘体 Insert material | 电木 bakelite | 温度范围 Temperature range | -20℃ ~ +85℃ |
| 接触体材料 Contact material | 铜（镀银 / 金） copper(silverplated/gold) | 电缆直径 Cable diameter | ≤ φ 22mm |

技术参数

Technology parameter

| | | | | | | | | |
|---|---------------|---------------|---------------|--------------|--------------|--------------|--------------|----------------------|
| 芯 数 NO.of contacts | 2 | 3 | 4M | 4 | 8 | 10 | 15 | 25 |
| 额定电流 / 电压 Rated current/voltage | 150A/ 500V | 150A/ 500V | 150A/ 400V | 80A/ 250V | 50A/ 250V | 35A/ 250V | 20A/ 250V | 10A/150V 20A/250V |
| 工作电压 (AC.V) 分钟 Operation limit voltage(AC.V.rms) | 600 | 600 | 600 | 500 | 400 | 300 | 300 | 300 |
| 耐电压 (AC.V) 分钟 Withstanding voltage(AC.V.rms) l minute | 3000 | 3000 | 3000 | 2500 | 2000 | 2000 | 2000 | 1800 |
| 绝缘阻抗 (MΩ) DC500V Insulation resistance(MΩ MIN.) at DC 500V | 2000 | 2000 | 2000 | 2000 | 2000 | 2000 | 2000 | 2000 |
| 接触阻抗 (mΩ) DC1A Contact resistance (mΩ MAX.) AT DC 1A | 0.2 | 0.2 | 0.2 | 0.3 | 0.5 | 0.5 | 1.0 | 3 1.0 |
| 焊杯口径 φ (mm) Solder cup mouth aperture | 10 | 10 | 10 | 5.0 | 5.0 | 5.0 | 3.0 | 1.6 3.0 |
| 接触体孔径 φ (mm) Solder inter diameter | 10 | 10 | 10 | 7.0 | 4.0 | 4.0 | 3.0 | 2.0 3.0 |